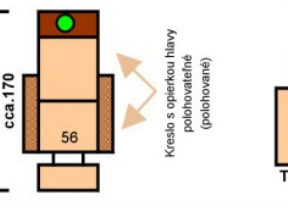
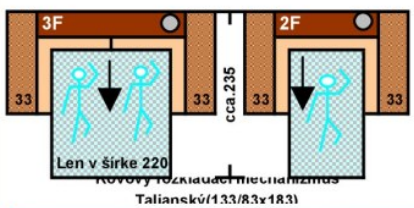
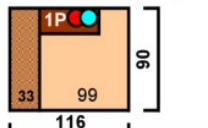
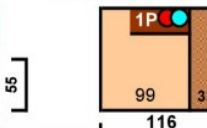
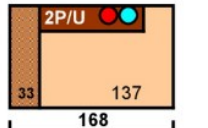
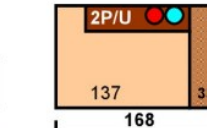
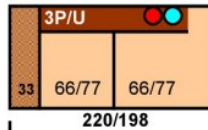
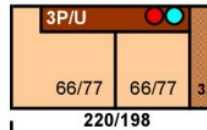
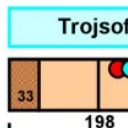
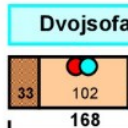
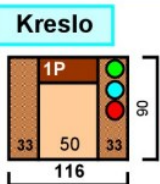
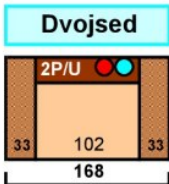
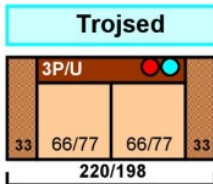


Samostatné elementy "Lucia"

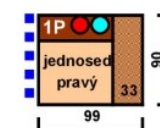
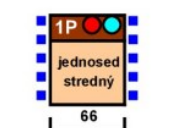
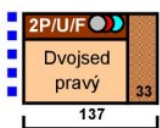
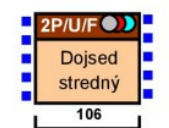
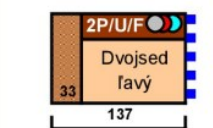
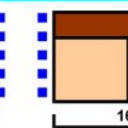
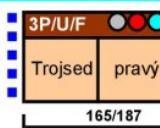
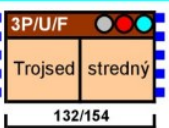
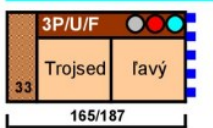
Štandardná výška sedačky 100
Výška sedenia 54

Leňošky EXTRA



Elementy k rohovým sedačkám (ľubovoľne zostaviteľné, napríklad aj do "U"-čka)

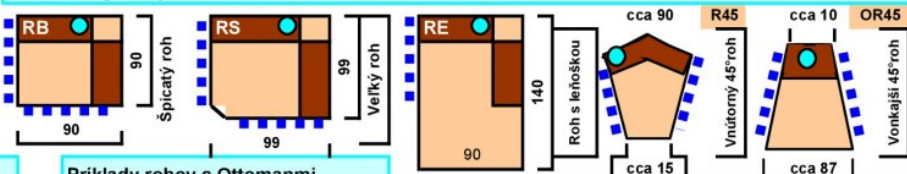
Uvedené rozmery sa môžu líšiť o 1-2-3cm



Označenie strany elementu na pokračovanie (Smer pokračovania rohovej sedačky)

- P=Pevné
- F=Rozkladacie
- U=úložný priestor
- R=Relax operadlo
- V=Výsuvný
- H=Hojdaci mechanizmus
- FB=šuflikový mechanizmus

Rohové segmenty



Ottomany k rohovým sedačkám

Ottomany výklopné pravé"P" a ľavé"L" (tri hĺbky)

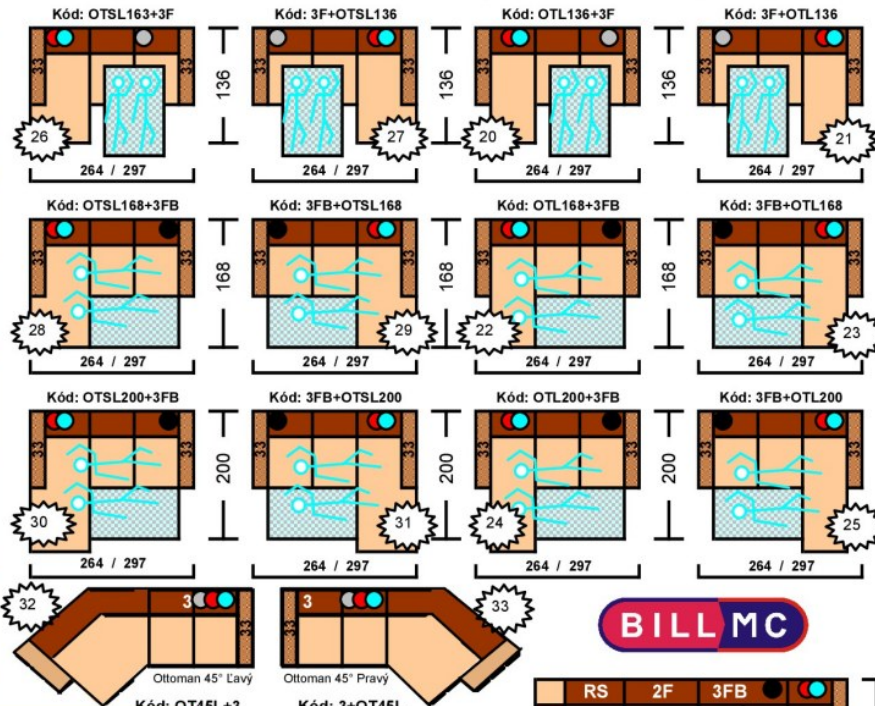
Ottomany úzke

Ottomany široké(aj pred podlaketník)



Príklady rohov s Ottomanni

Kovový mech. Len nad 154cm-ovú šírku matracov tohto elementu, do ktorého sa má montovať. Vtedy šuflikový je lepší



Príklady rohových zostáv (celkové rozmery závisia na šírke operadiel-66-77)

